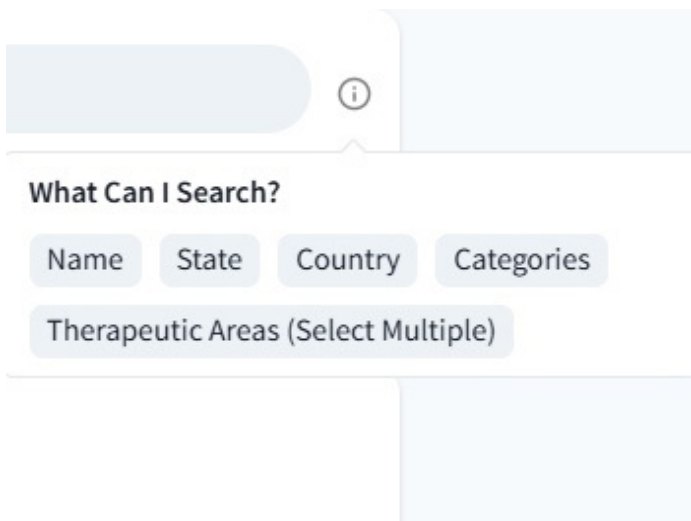
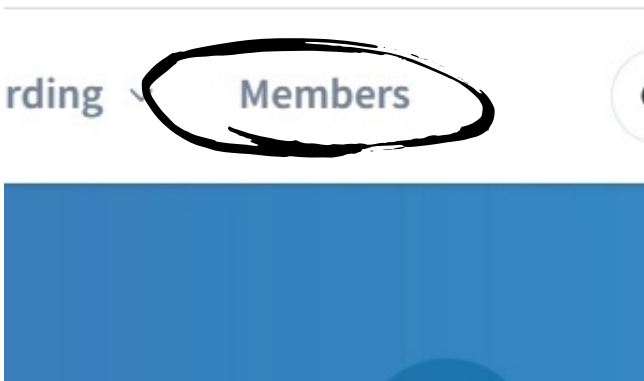


1

FIND THE DIRECTORY:

Log in at scrs.tradewing.com and navigate to the Members tab to view the SCRS Site Directory.



2

START YOUR SEARCH:

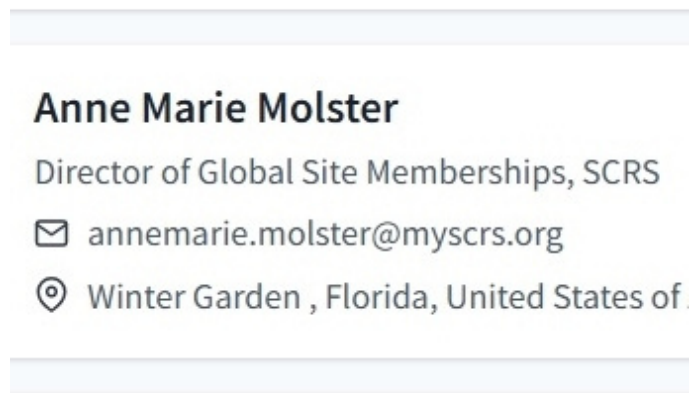
Select either “People” or “Companies,” and click the information icon to see all of the profile categories you can search by.



3

NARROW YOUR SEARCH:

Add filters to your search, including “Company Type,” “Therapeutic Areas,” and “Years of Experience in Clinical Research.”



4

MAKE CONNECTIONS:

When you’ve found a member that fits your search, click on their profile. Use the chat icon to send a message or view the contact info they’ve listed.

5

GET YOURSELF NOTICED:

Fill out your own profile by selecting your profile icon in the top right corner, then select “Edit your profile.” Account Owners can do this for their organizations too!

